

SEVFOX

BAY BOATS . CENTER CONSOLES . DUAL CONSOLES . WALK AROUNDS

2013




*Make the comparison and then make the **SMART MOVE** into a*

SEAFox



**Advanced Integrated
CAD Designs**

**Premiere Stainless
Steel Standard
Pull-up Cleats**



**Top of the Line
Deutsch Connectors**

**Custom In-house
Upholstery & Interior
Department**



**No Rot, Durable
Raw Materials**

**Standard 1100 GPH
Dual Bilge Pumps**



**State of the Art
In-house Metal
Fabrication Department**

**Powered by #1 Selling
Outboard Motor in the
Saltwater Industry**



Manufactured in the USA



Sea Fox Boat Co., Inc.
2550 Hwy 52, Moncks Corner, SC 29461
(843)761-6090 Phone . (843)761-6157 Fax
seafox@seafoxboats.com
www.seafoxboats.com

SEAFox
HULL WARRANTY
LIFETIME
DURABLE. DEPENDABLE. AFFORDABLE.

Due to Sea Fox's ongoing commitment to research and product development, we reserve the right to change features, specifications and/or prices without prior notification. Check with your Sea Fox dealer for complete information. Some photos shown show optional equipment. Specifications and measurements are approximate.

Our Dedication To New Product Development

209 COMMANDER

SEAFOX

www.seafoxboats.com



209 COMMANDER SPECIFICATIONS

Centerline Length: 20' 9" / 6.3 m
Beam: 8' 1" / 2.4 m
Bridge Clearance***: 7' 11" / 2.4 m
Dry Weight: 2,350 lb / 1,065 kg
Maximum Weight: 2,750 lb / 1,247 kg
Deadrise: 19 degrees
Draft (hull): 14" / .35 m
Fuel Capacity: 65 gal / 246 l
Persons Capacity: 7 people
Total Capacity: 1,700 lb / 771 kg
Maximum Horsepower: 175 hp / 130 kW
Standard Seating: Upgraded pedestal seats (2)
Transom: 25" / .63 m

WHITE PEARL

SILVER SHARK

BLACK GOLD

BAHAMA BLUE

ATLANTIC BLUE

BLUE MARLIN

MINT GREEN

CAYMAN YELLOW

BUOY RED



Our Dedication To New Product Development

246COMMANDER

SEAFOX

www.seafoxboats.com



246 COMMANDER SPECIFICATIONS

Centerline Length: 24' 4" / 7.4 m
Beam: 8' 6" / 2.5 m
Bridge Clearance***: 8' / 2.4 m
Dry Weight: 3,400 lb / 1,542 kg
Maximum Weight: 4,200 lb / 1,905 kg
Deadrise: 19 degrees
Draft (hull): 14" / .35 m
Fuel Capacity: 122 gal / 461 l
Persons Capacity: 10 people
Total Capacity: 2,500 lb / 1,133 kg
Maximum Horsepower: 300 hp / 223 kW
Standard Seating: Leaning post w/backrest & 72-qt removable cooler
Transom: 25" / .63 m

WHITE PEARL

SILVER SHARK

BLACK GOLD

BAHAMA BLUE

ATLANTIC BLUE

BLUE MARLIN

MINT GREEN

CAYMAN YELLOW

BUOY RED

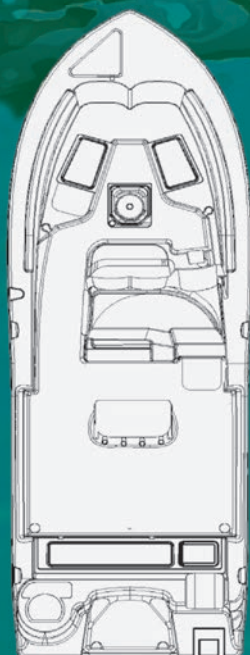


Our Dedication To New Product Development

249 AVENGER

SEAFOX

www.seafoxboats.com



249 AVENGER SPECIFICATIONS

Centerline Length: 24' 4" / 7.4 m
Beam: 8' 6" / 2.5 m
Bridge Clearance***: 8' / 2.4 m (approx)
Dry Weight: 3,700 lb / 1,678 kg (approx)
Maximum Weight: 4,400 lb / 1,995 kg (approx)
Deadrise: 19 degrees
Draft (hull): 14" / .35 m
Fuel Capacity: 122 gal / 461 L
Persons Capacity: 10 people
Total Capacity: 2,400 lb / 1,088 kg
Maximum Horsepower: 300 hp / 223 kW
Standard Seating: Leaning post w/backrest &
72-qt removable cooler
Transom: 25" / .63 m

WHITE PEARL

SILVER SHARK

BLACK GOLD

BAHAMA BLUE

ATLANTIC BLUE

BLUE MARLIN

MINT GREEN

CAYMAN YELLOW

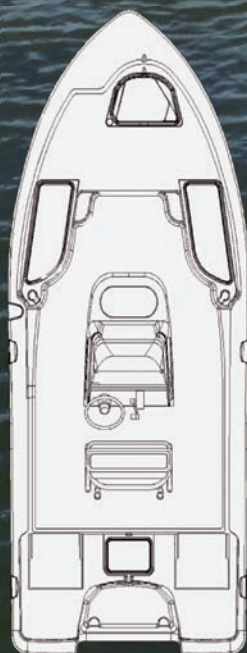
BUOY RED



180 VIPER

SEAFOX

www.seafoxboats.com



180 VIPER SPECIFICATIONS

Centerline Length: 18' 1"/5.5 m
Beam: 8' /2.4 m
Bridge Clearance***: 7' 10"/2.3 m
Dry Weight: 1,700 lb/771 kg
Maximum Weight: 2,500 lb/1,133 kg
Deadrise: 15 degrees
Draft (hull): 13"/.33 m
Fuel Capacity: 40 gal/151 l
Persons Capacity: 6 people
Total Capacity: 1,500 lb/680 kg
Maximum Horsepower: 115 hp/85 kW
Standard Seating: Large flip-flop cooler seat
Transom: 25"/.63 m

WHITE PEARL

SILVER SHARK

BLACK GOLD

BAHAMA BLUE

ATLANTIC BLUE

BLUE MARLIN

MINT GREEN

CAYMAN YELLOW

BUOY RED



STANDARD FEATURES

12-volt power point
Aerated live wells (23 gallons aft/
12 gallons forward)
Anchor locker
Automatic bilge pumps (1100 GPH) (2)
Battery switch
Bow navigation light
Chart tube
Compass
Composite cored hull & deck
Console seat w/cushion
Cup holders (6)
Dash space for flush electronics
Designated battery storage in console
Diamond-grip deck surface
Fiberglass lids w/non-skid surface
Folding jump seats w/cushions (2)
Fuel/water separator
Full instrumentation*
Horn
Insulated fish boxes at bow (2)
Isothalic gel coat
Large flip-flop w/cooler seat
Large storage compartments in bow
LED courtesy lights (2)
Limited Lifetime Hull Warranty
Marine grade vinyl
Pull-up cleats (5)
Self-bailing cockpit
Side-mount rod holders (4) on console
SST compression latches on lids
SST console rail
SST cup holders (2) on console
SST grab handle on console
SST hardware
SST rod holders (2)
SST rub rail
SST through hulls
Tilt steering (mechanical)
Trolling motor plug w/harness (12/24/36 volt)
Upgraded steering wheel w/turning knob
V hull
Windscreen

Jensen stereo LCD remote at transom
Leaning post w/backrest & 48-qt
removable cooler
LED live well lights (2)
Power pole
Pro package***
Pull-up SST navigation bow light
Raw water washdown
Reverse hull gel color (Bahama Blue, Cayman
Yellow, Mint Green or Silver Shark ONLY)
Rod boxes (2)
Swim platform w/ladder
Trim tab indicator switch
Trim tabs w/standard switch
T-top w/canvas (D or T ring)
Underwater LED lights (2)

**Full instrumentation: tachometer, speedometer, volt
& fuel*

***Pro Package: Sea Fox cushioned foot mat, LED live well
light, gas shocks on (2) fish box lids & leaning post
storage box*

****Bridge Clearance: based on factory installed hard top
or T-top*

*Dry weight is approximate & includes: boat plus factory
options, two batteries, but NO motor(s), water, fuel or
owner's gear*

*Maximum weight is approximate & includes: boat plus
factory options, full fresh water, holding & fuel tanks, two
batteries, but NO motor(s) or owner's gear*



OPTIONAL FEATURES

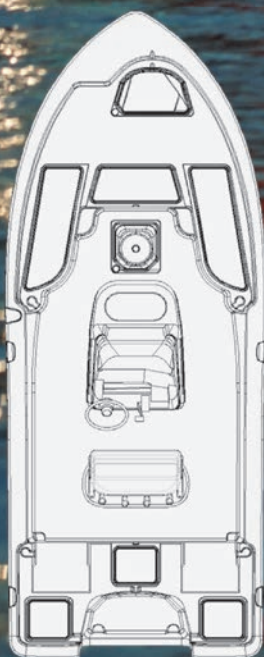
Battery charger
Bimini top
Blue mood lights (4)
Colored hull
Complete hull gel color (Bahama Blue, Cayman
Yellow, Mint Green or Silver Shark ONLY)
Cushioned foot mat at helm
Deluxe bow cushion package
Digital gauges
Electronics box for T-top
Extra base for fishing chair
Extra pull-up cleats at bow (2)
Fishing chair, base & pole
Garmin 300C depth/
fishfinder/temp
Garmin 441S depth/fishfinder/
GPS/chart/temp
Jack plate (6" w/blinker)
Jensen AM/FM & MP3 adaptor
w/4 speakers



200VIPER

SEAFOX

www.seafoxboats.com



200 VIPER SPECIFICATIONS

Centerline Length: 20' 1"/6.1 m
Beam: 8'/2.4 m
Bridge Clearance***: 7' 10"/2.3 m
Dry Weight: 2,000 lb/907 kg
Maximum Weight: 2,700 lb/1,224 kg
Deadrise: 15 degrees
Draft (hull): 13"/.33 m (V hull);
11"/.27 m (tunnel hull)
Fuel Capacity: 47 gal/177 l
Persons Capacity: 7 people
Total Capacity: 1,800 lb/816 kg
Maximum Horsepower: 175 hp/130 kW
Standard Seating: Upgraded 5-position flip-flop
w/94-qt removable cooler set
Transom: 25"/.63 m (V hull);
20"/.5 m (tunnel hull)

WHITE PEARL

SILVER SHARK

BLACK GOLD

BAHAMA BLUE

ATLANTIC BLUE

BLUE MARLIN

MINT GREEN

CAYMAN YELLOW

BUOY RED



STANDARD FEATURES

12-volt power point
Aerated live wells (23 gallons aft/
12 gallons forward)
Anchor locker (oversized)
Automatic bilge pumps (1100 GPH) (2)
Battery switch
Compass
Composite cored hull & deck
Console recessed toe hold & seat w/cushion
& backrest
Cup holders (6)
Dash space for flush electronics
Designated battery storage in console
Designated dry storage in console
w/lockable access
Diamond-grip deck surface
Dual-storage compartment in transom
Fiberglass lids w/non-skid surface
Floor storage w/5-gallon bucket
Folding jump seats w/cushions (2)
Fuel/water separator
Full instrumentation*
Glovebox in console
Horn
Isothalic gel coat
Large insulated storage compartments in bow
LED courtesy lights (2)
Limited Lifetime Hull Warranty
Lockable rod storage compartment (5 rods)
Marine grade vinyl
Pull-up cleats (7)
Self-bailing cockpit
Side-mount rod holders (6) on console
Splashwell bulkhead fitting for hydraulic hoses
SST compression latches on lids
SST cup holder on console
SST grab handles (2) on console
SST hardware
SST rod holders
SST rub rail
SST through hulls
Tilt steering (hydraulic)
Trolling motor plug w/harness (12/24/36 volt)
Upgraded 5-position flip-flop w/94-qt
removable cooler seat
Upgraded steering wheel w/turning knob
V hull
Windscreen

Garmin 441S depth/fishfinder/GPS/chart/temp
Garmin 740S depth/fishfinder/
GPS/chart/temp
Jack plate (6" w/blinker)
Jensen AM/FM & MP3 adaptor w/4 speakers
Jensen stereo LCD remote at helm
Leaning post w/backrest & 72-qt
removable cooler
LED live well lights (2)
Power pole
Pro package***
Pull-up SST navigation bow light
Raw water washdown
Reverse hull gel color (Bahama Blue, Cayman
Yellow, Mint Green or Silver Shark ONLY)
Swim platform w/ladder
Trim tab indicator switch
Trim tabs w/standard switch
T-top w/canvas (D or T ring)
Underwater LED lights (2)

**Full instrumentation: tachometer, speedometer, volt
& fuel*

***Pro Package: Sea Fox cushioned foot mat, LED live well
light, gas shocks on (1) fish box lid/(1) rod box lid &
leaning post storage box*

****Bridge Clearance: based on factory installed hard top
or T-top*

*Dry weight is approximate & includes: boat plus factory
options, two batteries, but NO motor(s), water, fuel or
owner's gear*

*Maximum weight is approximate & includes: boat plus
factory options, full fresh water, holding & fuel tanks, two
batteries, but NO motor(s) or owner's gear*



OPTIONAL FEATURES

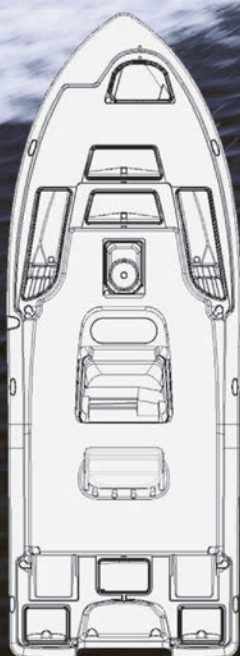
Battery charger
Bimini top
Blue mood lights (4)
Colored hull
Complete hull gel color (Bahama
Blue, Cayman Yellow, Mint Green
or Silver Shark ONLY)
Cushioned foot mat at helm
Deluxe bow cushion package
Digital gauges
Electronics box for T-top
Extra base for fishing chair
Fishing chair, base & pole
Garmin 300C depth/
fishfinder/temp



220VIPER

SEAFOX

www.seafoxboats.com



220 VIPER SPECIFICATIONS

Centerline Length: 22' 4"/6.8 m
Beam: 8' 6"/2.5 m
Bridge Clearance***: 7' 10"/2.3 m
Dry Weight: 2,150 lb/975 kg
Maximum Weight: 3,300 lb/1,496 kg
Deadrise: 15 degrees
Draft (hull): 13"/.33 m (V hull);
11"/.27 m (tunnel hull)
Fuel Capacity: 65 gal/246 l
Persons Capacity: 8 people
Total Capacity: 2,100 lb/952 kg
Maximum Horsepower: 225 hp/167 kW
Standard Seating: Upgraded 5-position flip-flop
w/94-qt removable cooler seat
Transom: 25"/.63 m (V hull);
20"/.5 meters (tunnel hull)

WHITE PEARL

SILVER SHARK

BLACK GOLD

BAHAMA BLUE

ATLANTIC BLUE

BLUE MARLIN

MINT GREEN

CAYMAN YELLOW

BUOY RED



STANDARD FEATURES

12-volt power point
Aerated live wells (26 gallons aft/
10 gallons forward)
Anchor locker (oversized)
Automatic bilge pumps (1100 GPH) (2)
Battery switch
Compass
Composite cored hull & deck
Console recessed toe hold & seat w/cushion
& backrest
Cup holders (6)
Dash space for flush electronics
Designated battery storage in console
Designated dry storage in console
w/lockable access
Diamond-grip deck surface
Dual-storage compartment in transom
Fiberglass lids w/non-skid surface
Floor storage w/5-gallon bucket
Folding jump seats w/cushions (2)
Fuel/water separator
Full instrumentation*
Glovebox in console
Horn
Isothalic gel coat
Large insulated storage compartments in bow
LED courtesy lights (2)
Limited Lifetime Hull Warranty
Lockable rod storage compartments (10 rods)
Marine grade vinyl
Plug-in bow light
Pull-up cleats (7)
Self-bailing cockpit
Side-mount rod holders (6) on console
Splashwell bulkhead fittings for hydraulic hoses
SST compression latches on lids
SST cup holders (2) on console
SST grab handles (2) on console
SST hardware
SST rod holders
SST rub rail
SST through hulls
Tilt steering (hydraulic)
Trolling motor plug w/harness (12/24/36 volt)
Upgraded 5-position flip-flop w/94-qt
removable cooler seat
Upgraded steering wheel w/turning knob
V hull
Windscreen

Garmin 441S depth/fishfinder/GPS/chart/temp
Garmin 740S depth/fishfinder/
GPS/chart/temp
Jack plate (6" w/blinker)
Jensen AM/FM & MP3 adaptor w/4 speakers
Jensen stereo LCD remote at helm
Leaning post w/backrest & 72-qt
removable cooler
LED live well lights
Power pole
Pro package***
Pull-up SST navigation bow light
Raw water washdown
Reverse hull gel color (Bahama Blue, Cayman
Yellow, Mint Green or Silver Shark ONLY)
Spreader lights (for T-top) pair
Swim platform w/ladder
Trim tab indicator switch
Trim tabs w/standard switch
T-top w/canvas (D or T ring)
Underwater LED lights (2)

**Full instrumentation: tachometer, speedometer, volt
& fuel*

***Pro Package: Sea Fox cushioned foot mat, LED live well
light, gas shocks on (2) rod box lids & leaning post
storage box*

****Bridge Clearance: based on factory installed hard top
or T-top*

*Dry weight is approximate & includes: boat plus factory
options, two batteries, but NO motor(s), water, fuel or
owner's gear*

*Maximum weight is approximate & includes: boat plus
factory options, full fresh water, holding & fuel tanks, two
batteries, but NO motor(s) or owner's gear*



OPTIONAL FEATURES

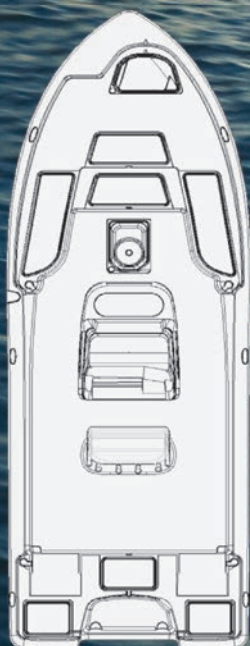
Battery charger
Bimini top
Blue mood lights (4)
Colored hull
Complete hull gel color (Bahama Blue, Cayman
Yellow, Mint Green or Silver Shark ONLY)
Cushioned foot mat at helm
Deluxe bow cushion package
Digital gauges
Electronics box for T-top
Extra base for fishing chair
Fishing chair, base & pole
Garmin 300C depth/
fishfinder/temp



240VIPER

SEAFOX

www.seafoxboats.com



240 VIPER SPECIFICATIONS

Centerline Length: 24' 4" / 7.4 m
Beam: 8' 6" / 2.5 m
Bridge Clearance***: 7' 10" / 2.3 m
Dry Weight: 2,500 lb / 1,133 kg
Maximum Weight: 3,300 lb / 1,496 kg
Deadrise: 15 degrees
Draft (hull): 13" / .33 m (V hull);
11" / .27 m (tunnel hull)
Fuel Capacity: 90 gal / 340 l (V hull);
65 gal / 246 l (tunnel hull)
Persons Capacity: 8 people
Total Capacity: 2,200 lb / 997 kg
Maximum Horsepower: 300 hp / 223 kW
Standard Seating: Upgraded 5-position flip-flop
w/94-qt removable cooler seat
Transom: 25" / .63 m (V hull);
20" / .5 m (tunnel)

WHITE PEARL

SILVER SHARK

BLACK GOLD

BAHAMA BLUE

ATLANTIC BLUE

BLUE MARLIN

MINT GREEN

CAYMAN YELLOW

BUOY RED



STANDARD FEATURES

12-volt power point
Aerated live wells (26 gallons aft/
10 gallons forward)
Anchor locker (oversized)
Automatic bilge pumps (1100 GPH) (2)
Battery switch
Compass
Composite cored hull & deck
Console recessed toe hold & seat w/cushion
& backrest
Cup holders (6)
Dash space for flush electronics
Designated battery storage in console
Diamond-grip deck surface
Dual-storage compartment in transom
Fiberglass lids w/non-skid surface
Floor storage w/5-gallon bucket
Folding jump seats w/cushions (2)
Fuel/water separator
Full instrumentation*
Glovebox in console
Horn
Isothalic gel coat
Large insulated storage compartments in bow
LED courtesy lights (2)
Limited Lifetime Hull Warranty
Lockable console
Lockable rod storage compartments (10 rods)
Marine grade vinyl
Plug-in bow light
Porta potti
Pull-up cleats (7)
Self-bailing cockpit
Side-mount rod holders (3) on console
Splashwell bulkhead fittings for hydraulic hoses
SST cup holders (2) on console
SST grab handles (2) on console
SST hardware
SST rod holders
SST rub rail
SST through hulls
Tilt steering (hydraulic)
Trolling motor plug w/harness (12/24/36 volt)
Upgraded 5-position flip-flop w/94-qt
removable cooler seat
Upgraded steering wheel w/turning knob
V hull
Windscreen

Garmin 740S depth/fishfinder/
GPS/chart/temp
Jack plate (6" w/blinker)
Jensen AM/FM & MP3 adaptor w/4 speakers
Jensen stereo LCD remote at helm
Leaning post w/backrest & 72-qt
removable cooler
LED live well light
Power pole
Pro package***
Pull-up SST navigation bow light
Raw water washdown
Reverse hull gel color (Bahama Blue, Cayman
Yellow, Mint Green or Silver Shark ONLY)
Spreader lights (for T-top) pair
Swim platform w/ladder
Trim tab indicator switch
Trim tabs w/standard switch
T-top w/canvas (D or T ring)
Tunnel hull
Underwater LED lights (2)
Upgraded pedestal seats (2)

**Full instrumentation: tachometer, speedometer, volt
& fuel*

***Pro Package: Sea Fox cushioned foot mat, LED live well
light, gas shocks on (2) rod box lids & leaning post
storage box*

****Bridge Clearance: based on factory installed hard top
or T-top*


*Dry weight is approximate & includes: boat plus factory
options, two batteries, but NO motor(s), water, fuel or
owner's gear*

*Maximum weight is approximate & includes: boat plus
factory options, full fresh water, holding & fuel tanks, two
batteries, but NO motor(s) or owner's gear*



OPTIONAL FEATURES

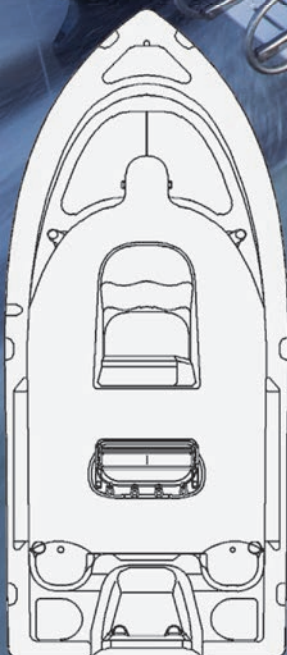
Battery charger
Bimini top
Blue mood lights (4)
Colored hull
Complete hull gel color (Bahama
Blue, Cayman Yellow, Mint Green
or Silver Shark ONLY)
Cushioned foot mat at helm
Deluxe bow cushion package
Digital gauges
Electronics box for T-top
Extra base for fishing chair
Fishing chair, base & pole
Garmin 441S depth/fishfinder/
GPS/chart/temp



199 COMMANDER

SEAFOX

www.seafoxboats.com



199 COMMANDER SPECIFICATIONS

Centerline Length: 19' 9"/6 m
Beam: 8' 1"/2.4 m
Bridge Clearance***: 7' 11"/2.4 m
Dry Weight: 2,350 lb/1,065 kg
Maximum Weight: 2,750 lb/1,247 kg
Deadrise: 19 degrees
Draft (hull): 14"/.35 m
Fuel Capacity: 51 gal/193 l
Persons Capacity: 7 people
Total Capacity: 1,700 lb/771 kg
Maximum Horsepower: 175 hp/130 kW
Standard Seating: Upgraded pedestal seats (2)
Transom: 25"/.63 m

WHITE PEARL

SILVER SHARK

BLACK GOLD

BAHAMA BLUE

ATLANTIC BLUE

BLUE MARLIN

MINT GREEN

CAYMAN YELLOW

BUOY RED



STANDARD FEATURES

12-volt power point
Aerated live well (11 gallons)
Anchor locker
Automatic bilge pumps (1100 GPH) (2)
Battery compartment in console
Battery switch
Bow storage/fish box
Closed cell floatation foam
Coaming pads (aft)
Compass
Composite cored hull & deck
Dash space for flush electronics
Deluxe console w/portable toilet
Diamond-grip deck surface
Fuel/water separator
Full instrumentation*
Gunwale rod storage
Horn
Isothalic gel coat
LED courtesy lights (2)
Limited Lifetime Hull Warranty
Marine grade vinyl
Navigation lights
Pull-up cleats (6)
Raw water washdown
Removable stern jump seats (2) w/backrests
& cushions
Seat w/backrest in front of console
Self-bailing cockpit
Splashwell bulkhead fittings for hydraulic hoses
SST cup holders (6)
SST grab rails at bow
SST hardware
SST rod holders (8)
SST rub rail
SST through-bolted rails
SST through hulls
Swim platform w/ladder
Tilt steering (hydraulic)
Transom storage box w/5-gallon bucket
Upgraded pedestal seats (2)
Upgraded steering wheel w/turning knob
Waterproof storage tube
Windscreen w/hand rail

GPS/chart/temp
Jensen AM/FM & MP3 adaptor w/4 speakers
Jensen stereo LCD remote at helm
Leaning post w/backrest & 72-qt
removable cooler
LED live well light
Pro package**
Pull-up SST navigation bow light
Spray shield & cargo net (for T-top)
Spreader lights (for T-top) pair
Trim tab indicator switch
Trim tabs w/standard switch
T-top w/canvas
T-top w/fiberglass top
Underwater LED lights (2)

***Full instrumentation: tachometer, speedometer, volt & fuel*

***Pro Package: Sea Fox cushioned foot mat, LED live well light, gas shocks on (2) fish box lids & leaning post storage box*

****Bridge Clearance: based on factory installed hard top or T-top*


Dry weight is approximate & includes: boat plus factory options, two batteries, but NO motor(s), water, fuel or owner's gear

Maximum weight is approximate & includes: boat plus factory options, full fresh water, holding & fuel tanks, two batteries, but NO motor(s) or owner's gear



OPTIONAL FEATURES

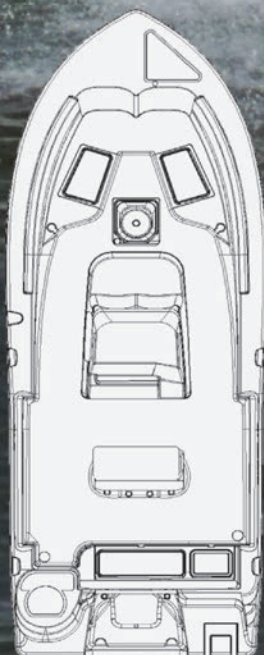
Anchor roller/split LED bow lights
Battery charger
Bimini top
Blue mood lights (4)
Colored hull
Complete hull gel color (Bahama Blue, Cayman Yellow, Mint Green or Silver Shark ONLY)
Console tackle box w/3 trays
Cushioned foot mat at helm
Deluxe bow cushion
w/backrest package
Digital gauges
Electronics box for T-top
Fresh water washdown
w/12-gallon tank
Garmin 300C depth/
fishfinder/temp
Garmin 441S depth/fishfinder/



226 COMMANDER

SEAFOX

www.seafoxboats.com



226 COMMANDER SPECIFICATIONS

Centerline Length: 22' 4"/6.8 m
Beam: 8' 6"/2.5 m
Bridge Clearance***: 8'/2.4 m
Dry Weight: 2,700 lb/1,224 kg
Maximum Weight: 3,500 lb/1,587 kg
Deadrise: 19 degrees
Draft (hull): 14"/.35 m
Fuel Capacity: 101 gal/382 l
Persons Capacity: 8 people
Total Capacity: 2,200 lb/997 kg
Maximum Horsepower: 250 hp/186 kW
Standard Seating: Upgraded pedestal seats (2)
Transom: 25"/.63 m

WHITE PEARL

SILVER SHARK

BLACK GOLD

BAHAMA BLUE

ATLANTIC BLUE

BLUE MARLIN

MINT GREEN

CAYMAN YELLOW

BUOY RED



STANDARD FEATURES

12-volt power point
 800 GPH aerated live well (40 gallons)
 Aft bench seat
 Anchor locker
 Automatic bilge pumps (1100 GPH) (2)
 Battery switch
 Bow storage/fish box
 Coaming pads (aft)
 Compass
 Composite cored hull & deck
 Cup holders (6)
 Dash space for flush electronics
 Deluxe bow cushion w/backrest package
 Deluxe console w/portable toilet
 Diamond-grip deck surface
 Floor storage w/5-gallon bucket
 Fuel/water separator
 Full instrumentation*
 Glove/radio box
 Gunwale rod storage
 Horn
 Isothalic gel coat
 LED courtesy lights (2)
 Limited Lifetime Hull Warranty
 Marine grade vinyl
 Navigation lights
 Pull-up cleats (5)
 Raw water washdown
 Rear bench seat w/separate battery & fish box compartments
 Recessed SST grab rail at bow
 Recessed trim tabs
 Seat w/backrest
 Self-bailing cockpit
 Splashwell bulkhead fittings for hydraulic hoses
 SST hardware
 SST rub rail
 SST rod holders (4)
 SST through-bolted rails
 SST through hulls
 Tilt steering (hydraulic)
 Upgraded pedestal seats (2)
 Upgraded steering wheel w/turning knob
 Windscreen w/hand rail

Jensen AM/FM & MP3 adaptor w/4 speakers
 Jensen stereo LCD remote at helm
 Leaning post w/backrest & 72-qt removable cooler
 LED live well light
 Pro package***
 Pull-up SST navigation bow light
 Spray shield & cargo net (for T-top)
 Spreader lights (for T-top) pair
 Trim tab indicator switch
 T-top w/canvas
 T-top/finished hard top
 Underwater LED lights (2)


**Full instrumentation: tachometer, speedometer, volt & fuel*

***Pro Package: Sea Fox cushioned foot mat, LED live well light, gas shocks on (2) fish box lids & leaning post storage box*

****Bridge Clearance: based on factory installed hard top or T-top*

Dry weight is approximate & includes: boat plus factory options, two batteries, but NO motor(s), water, fuel or owner's gear

Maximum weight is approximate & includes: boat plus factory options, full fresh water, holding & fuel tanks, two batteries, but NO motor(s) or owner's gear



OPTIONAL FEATURES

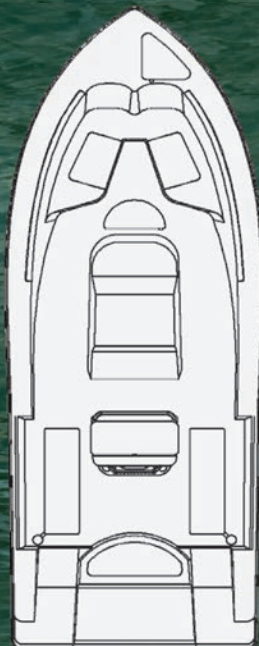
Aft anchor locker
 Anchor roller/split LED bow lights
 Battery charger
 Bimini top
 Blue mood lights (4)
 Bow backrest w/cushions (2)
 Colored hull
 Complete hull gel color (Bahama Blue, Cayman Yellow, Mint Green or Silver Shark ONLY)
 Console tackle box w/3 trays
 Cushioned foot mat at helm
 Digital gauges
 Electronics box for T-top
 Fresh water washdown w/12-gallon tank
 Garmin 441S depth/fishfinder/GPS/chart/temp
 Garmin 740S depth/fishfinder/GPS/chart/temp



256 COMMANDER

SEAFOX

www.seafoxboats.com



256 COMMANDER SPECIFICATIONS

Centerline Length: 25'/7.6 m
Beam: 9' 3"/2.8 m
Bridge Clearance***: 8'/2.4 m
Dry Weight: 4,000 lb/1,814 kg
Maximum Weight: 4,900 lb/2,222 kg
Deadrise: 20 degrees
Draft (hull): 16"/.4 m
Fuel Capacity: 150 gal/567 l
Persons Capacity: 10 people
Total Capacity: 2,600 lb/1,179 kg
Maximum Horsepower: 400 hp/298 kW
Standard Seating: Leaning post w/backrest & 72-quart removable cooler
Transom: 30"/.76 m

WHITE PEARL

SILVER SHARK

BLACK GOLD

BAHAMA BLUE

ATLANTIC BLUE

BLUE MARLIN

MINT GREEN

CAYMAN YELLOW

BUOY RED



STANDARD FEATURES

12-volt power point
800 GPH aerated live well (40 gallons)
Anchor locker
Automatic bilge pumps (1100 GPH) (2)
Battery switch
Bow cushions w/curved backrests
Coaming pads (fore & aft)
Composite cored hull & deck
Console front bucket seats (2) w/grab rail
Console tackle box w/lure bag
Deluxe compass
Dash space for flush electronics
Deluxe console w/portable toilet & sink
Diamond-grip deck surface
Euro-transom w/flip-up backrests & telescoping boarding ladder
Fish/storage boxes (forward)
Forward in-floor storage
Fresh water washdown w/12-gallon tank
Fuel/water separator
Full instrumentation*
Glove/radio box
Gunwale rod storage
Hinged stern jump seats (2) w/backrests & cushions
High water bilge alarm
Horn
Insulated fish boxes in floor w/macerators (2)
Isothalic gel coat
Leaning post w/deluxe cup holders, rigging tray, backrest & 72-qt removable cooler
LED courtesy lights (2)
Limited Lifetime Hull Warranty
Marine grade vinyl
Navigation lights
Portlight in console
Pull-up cleats (5)
Raw water washdown
Recessed SST grab rail at bow
Recessed trim tabs
Self-bailing cockpit
Splashwell bulkhead fittings for hydraulic hoses
SST cup holders (8)
SST compression latches on lids
SST hardware
SST rub rail
SST rod holders (4)
SST through-bolted rails
SST through hulls
Tilt steering (hydraulic)
Transom mounted rod holders (4)
Upgraded steering wheel w/turning knob
Windscreen w/hand rail

OPTIONAL FEATURES

Aft bench seat (removable) w/backrest
Anchor roller/split LED bow lights
Battery charger
Blue mood lights (4)
Bow backrest w/cushions (2)
Bow filler board w/cushion
Bow rail (tall)
Colored hull
Complete hull gel color (Bahama

Blue, Cayman Yellow, Mint Green or Silver Shark ONLY)
Digital gauges (twin)
Electric toilet w/holding tank
Garmin 441S depth/fishfinder/GPS/chart/temp
Garmin 740S depth/fishfinder/GPS/chart/temp
Gull wing for spray shield set (for Ultima hard top)
Jensen AM/FM & MP3 adaptor w/4 speakers
Jensen stereo LCD remote at helm
LED live well light
Overboard waste discharge
Power assist steering
Pro package***
Pull-up SST navigation bow light
Spray shield (for Ultima hard top)
Trim tab indicator switch
Ultima hard top****
Underwater LED lights (2)
Windlass anchor system

*Full instrumentation: tachometer (2), speedometer, volt (2) & fuel


**Pro Package: Sea Fox cushioned foot mat, LED live well light, gas shocks on (2) fish box lids & leaning post storage box

***Bridge Clearance: based on factory installed hard top or T-top

****Ultima Hard Top: recessed spreader lights (2), molded-in electronics box, Jensen AM/FM/CD & MP3 adaptor w/4 speakers, LED lights - white (6) & red (2), rod holders (7), Climate Cool System (w/4 SST misters), illuminated switch panel

Dry weight is approximate & includes: boat plus factory options, two batteries, but NO motor(s), water, fuel or owner's gear

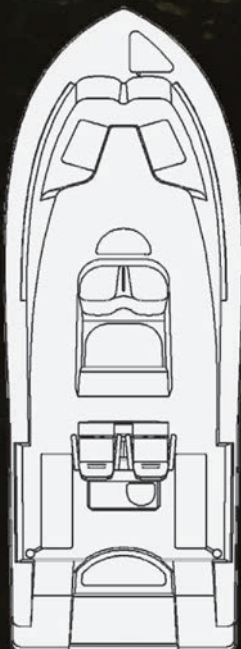
Maximum weight is approximate & includes: boat plus factory options, full fresh water, holding & fuel tanks, two batteries, but NO motor(s) or owner's gear misters), illuminated switch panel



286 COMMANDER

SEAFOX

www.seafoxboats.com



286 COMMANDER SPECIFICATIONS

Centerline Length: 28'/8.5 m
Beam: 9' 8"/2.9 m
Bridge Clearance***: 8' 4"/2.5 m
Dry Weight: 5,000 lb/2,267 kg
Maximum Weight: 6,500 lb/2,948 kg
Deadrise: 21 degrees
Draft (hull): 20"/.5 m
Fuel Capacity: 200 gal/757 l
Persons Capacity: Yacht Certified
Total Capacity: Yacht Certified
Maximum Horsepower: 500 hp/372 kW
Standard Seating: Fiberglass pod w/two oversized custom captain's chairs w/flip-up bolster on independent slide system
Transom: 30"/.76 m

WHITE PEARL

SILVER SHARK

BLACK GOLD

BAHAMA BLUE

ATLANTIC BLUE

BLUE MARLIN

MINT GREEN

CAYMAN YELLOW

BUOY RED



STANDARD FEATURES

12-volt power point
54-qt removable cooler
800 GPH aerated live well (40 gallons)
Anchor compartment (oversized) w/raw water bib
Automatic bilge pumps (1100 GPH) (2)
Battery switch
Bow cushions w/curved backrests
Bow floor storage box w/two 5-gallon buckets
Coaming pads (bow to stern)
Composite cored hull & deck
Console front bucket seats (2) w/drink holders
Cup holders (10)
Deluxe compass
Deluxe console door w/kite tubes & ruler
Deluxe console w/portable toilet, sink & dry storage
Diamond-grip deck surface
Euro-transom w/flip-up backrests
Fish/storage boxes (forward)
Flip-down footrest
Folding aft bench seat (removable) w/backrest
Fresh water & raw water hydracoil hoses & spray heads
Fuel/water separator (1 per motor)
Gunwale rod storage
High water bilge alarm
Insulated fish boxes in floor w/independent macerators (2)
Jensen AM/FM & MP3 adaptor w/4 speakers
Limited Lifetime Hull Warranty
Marine grade vinyl
Navigation lights
Opening portlight in console
Power assist steering
Pull-up cleats (7)
Reboarding ladder (removable)
Recessed SST grab rail at bow
Recessed trim tabs
Rigging sink
Self-bailing cockpit
Splashwell bulkhead fittings for hydraulic hoses
SST cockpit toe rails (2)
SST compression latches on lids
SST hardware
SST rub rail
SST rod holders (8)
SST through hulls
SST through-bolted rails
Tackle box (w/lure bags)
Tilt steering (hydraulic)
Transom utility knife rack (2)
Ultima hard top****
Upgraded steering wheel w/turning knob
Windscreen

or Silver Shark ONLY)
Digital gauges (twin)
Electric toilet w/holding tank
Extra live well (30 gallons)
Garmin 441S depth/fishfinder/GPS/chart/temp
Garmin 740S depth/fishfinder/GPS/chart/temp
Gull wing for spray shield set (for Ultima hard top)
Jensen stereo LCD remote at helm
LED live well light
Overboard waste discharge
Pro package***
Pull-up SST navigation bow light
Spray shield (for Ultima hard top)
Trim tab indicator switch
Underwater LED lights (2)
Windlass anchor system

**Full instrumentation: tachometer (2), speedometer, volt (2) & fuel*


***Pro Package: Sea Fox cushioned foot mat, LED live well light, gas shocks on (2) fish box lids & leaning post storage box*

****Bridge Clearance: based on factory installed hard top or T-top*

*****Ultima Hard Top: recessed spreader lights (2), molded-in electronics box, Jensen AM/FM/CD & MP3 adaptor w/4 speakers, LED lights - white (6) & red (2), rod holders (7), Climate Cool System (w/4 SST misters), illuminated switch panel*

Dry weight is approximate & includes: boat plus factory options, two batteries, but NO motor(s), water, fuel or owner's gear

Maximum weight is approximate & includes: boat plus factory options, full fresh water, holding & fuel tanks, two batteries, but NO motor(s) or owner's gear



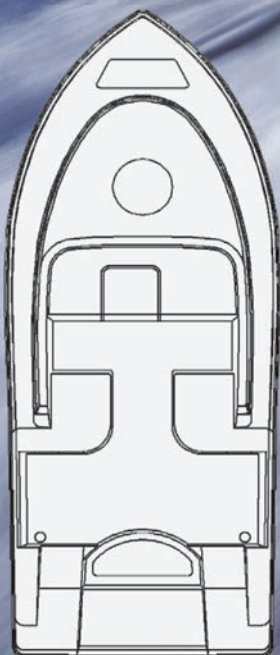
OPTIONAL FEATURES

Anchor roller/split LED bow lights
Battery charger
Blue mood lights (4)
Bow backrest w/cushions (2)
Bow filler board w/cushion
Colored hull
Complete hull gel color (Bahama Blue, Cayman Yellow, Mint Green)

216 VOYAGER

SEAFOX

www.seafoxboats.com



216 VOYAGER SPECIFICATIONS

Centerline Length: 21' 3"/6.4 m
Beam: 8' 6"/2.5 m
Bridge Clearance***: 7' 8"/2.3 m
Dry Weight: 2,900 lb/1,315 kg
Maximum Weight: 3,700 lb/1,678 kg
Deadrise: 19 degrees
Draft (hull): 14"/.35 m
Fuel Capacity: 85 gal/321 l
Persons Capacity: 8 people
Total Capacity: 2,000 lb/907 kg
Maximum Horsepower: 200 hp/149 kW
Standard Seating: Upgraded pedestal seats (2)
Transom: 25"/.63 m

WHITE PEARL

SILVER SHARK

BLACK GOLD

BAHAMA BLUE

ATLANTIC BLUE

BLUE MARLIN

MINT GREEN

CAYMAN YELLOW

BUOY RED



STANDARD FEATURES

12-volt power point
 Aerated live well (40 gallons)
 Anchor locker
 Automatic bilge pumps (1100 GPH) (2)
 Battery switch
 Coaming pads
 Compass
 Composite cored hull & deck
 Custom cabin cushions
 Dash space for flush electronics
 Diamond-grip deck surface
 Euro-transom w/2 walk-through gates & telescoping boarding ladder
 Fixed port lights (2)
 Fuel/water separator
 Full instrumentation*
 Gunwale rod storage
 Horn
 Insulated fish boxes (2)
 Isothalic gel coat
 Large opening cabin hatch
 LED courtesy lights (2)
 Limited Lifetime Hull Warranty
 Lockable cabin door
 Marine grade vinyl
 Navigation lights
 Portable toilet
 Pull-up cleats (5)
 Raw water washdown
 Recessed trim tabs
 Removable cabin table
 Self-bailing cockpit
 Sink in cabin w/hand pump
 Splashwell bulkhead fittings for hydraulic hoses
 SST cup holders (6)
 SST hardware
 SST rub rail
 SST rod holders (4)
 SST through-bolted rails
 SST through hulls
 Tilt steering (hydraulic)
 Upgraded pedestal seats (2)
 Upgraded steering wheel w/turning knob
 Wrap-around windshield

Jensen stereo LCD remote at transom
 LED live well light
 Pull-up SST navigation bow light
 Trim tab indicator switch
 Underwater LED lights (2)

**Full instrumentation: tachometer, speedometer, volt & fuel*

****Bridge Clearance: based on factory installed hard top or T-top*


Dry weight is approximate & includes: boat plus factory options, two batteries, but NO motor(s), water, fuel or owner's gear

Maximum weight is approximate & includes: boat plus factory options, full fresh water, holding & fuel tanks, two batteries, but NO motor(s) or owner's gear



OPTIONAL FEATURES

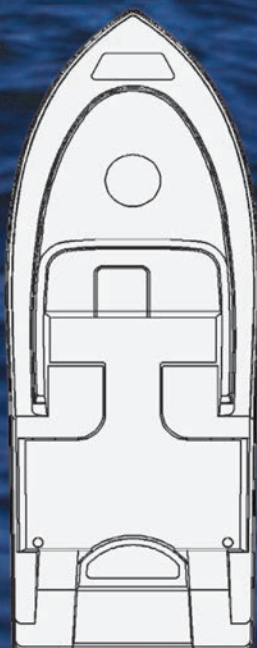
Aft bench seat (removable) w/backrest
 Battery charger
 Bimini top
 Blue mood lights (4)
 Cockpit fish box cushions
 Colored hull
 Digital gauge (single)
 Electronics box for hard top
 Fresh water washdown w/12-gallon tank
 Full canvas for bimini top
 Full canvas for hard top
 Garmin 441S depth/fishfinder/GPS/chart/temp
 Garmin 740S depth/fishfinder/GPS/chart/temp
 Hard top w/spreader lights
 Jensen AM/FM & MP3 adaptor w/4 speakers



236 VOYAGER

SEAFOX

www.seafoxboats.com



236 VOYAGER SPECIFICATIONS

Centerline Length: 23'7 m
Beam: 8' 6"/2.5 m
Bridge Clearance***: 7' 8"/2.3 m
Dry Weight: 3,100 lb/1,406 kg
Maximum Weight: 4,000 lb/1,814 kg
Deadrise: 19 degrees
Draft (hull): 14"/.35 m
Fuel Capacity: 101 gal/382 l
Persons Capacity: 8 people
Total Capacity: 2,200 lb/997 kg
Maximum Horsepower: 250 hp/186 kW
Standard Seating: Upgraded pedestal seats (2)
Transom: 25"/.63 m

WHITE PEARL

SILVER SHARK

BLACK GOLD

BAHAMA BLUE

ATLANTIC BLUE

BLUE MARLIN

MINT GREEN

CAYMAN YELLOW

BUOY RED



STANDARD FEATURES

12-volt power point
Aerated live well (40 gallons)
Anchor locker
Automatic bilge pumps (1100 GPH) (2)
Battery switch
Coaming pads
Compass
Composite cored hull & deck
Custom cabin cushions
Dash space for flush electronics
Diamond-grip deck surface
Euro-transom w/2 walk-through gates & telescoping boarding ladder
Fixed port lights (2)
Fresh water washdown w/12-gallon tank
Fuel/water separator
Full instrumentation*
Galley unit w/sink, pressure water (& stove for cockpit use only)
Gunwale rod storage
Horn
Insulated fish boxes (2)
Isothalic gel coat
Large opening cabin hatch
LED courtesy lights (2)
Limited Lifetime Hull Warranty
Lockable cabin door
Marine grade vinyl
Navigation lights
Portable toilet
Pull-up cleats (5)
Raw water washdown
Recessed trim tabs
Removable cabin table
Self-bailing cockpit
Splashwell bulkhead fittings for hydraulic hoses
SST cup holders (6)
SST hardware
SST rub rail
SST rod holders (4)
SST through-bolted rails (tall)
SST through hulls
Tilt steering (hydraulic)
Upgraded pedestal seats (2)
Upgraded steering wheel w/turning knob
Wrap-around windshield

w/4 speakers
Jensen stereo LCD remote at transom
LED live well light
Pull-up SST navigation bow light
Trim tab indicator switch
Underwater LED lights (2)

**Full instrumentation: tachometer, speedometer, volt & fuel*

****Bridge Clearance: based on factory installed hard top or T-top*


Dry weight is approximate & includes: boat plus factory options, two batteries, but NO motor(s), water, fuel or owner's gear

Maximum weight is approximate & includes: boat plus factory options, full fresh water, holding & fuel tanks, two batteries, but NO motor(s) or owner's gear



OPTIONAL FEATURES

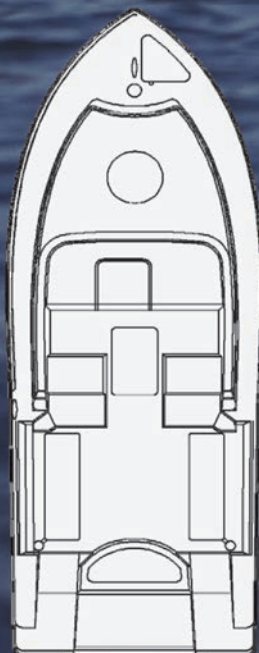
Aft bench seat (removable) w/backrest
Battery charger
Bimini top
Blue mood lights (4)
Cockpit fish box cushions
Colored hull
Cushioned foot mat at helm
Digital gauges
Electronics box for hard top
Full canvas for bimini top
Full canvas for hard top
Garmin 441S depth/fishfinder/GPS/chart/temp
Garmin 740S depth/fishfinder/GPS/chart/temp
Hard top w/spreader lights
Jensen AM/FM & MP3 adaptor



256 VOYAGER

SEAFOX

www.seafoxboats.com



256 VOYAGER SPECIFICATIONS

Centerline Length: 25' / 7.6 m
Beam: 9' 3" / 2.8 m
Bridge Clearance***: 7' 11" / 2.4 m
Dry Weight: 4,100 lb / 1,859 kg
Maximum Weight: 5,300 lb / 2,404 kg
Deadrise: 20 degrees
Draft (hull): 16" / .4 m
Fuel Capacity: 150 gal / 567 l
Persons Capacity: 10 people
Total Capacity: 2,600 lb / 1,179 kg
Maximum Horsepower: 400 hp / 298 kW
Standard Seating: Upgraded pedestal seats (2)
Transom: 30" / .76 m

WHITE PEARL

SILVER SHARK

BLACK GOLD

BAHAMA BLUE

ATLANTIC BLUE

BLUE MARLIN

MINT GREEN

CAYMAN YELLOW

BUOY RED



STANDARD FEATURES

12-volt power point
 54-qt removable cooler
 800 GPH Aerated live well (40 gallons)
 Anchor locker & bow roller
 Automatic bilge pumps (1100 GPH) (2)
 Battery switch
 Cabin lights (4)
 Coaming pads
 Cockpit floor storage box w/5-gallon bucket
 Cockpit jump seats w/backrests & cushions (4)
 Composite cored hull & deck
 Deluxe compass
 Diamond-grip deck surface
 Curved windshield w/adjustable vent
 Custom cabin cushions
 Electric toilet w/holding tank (27 gallons)
 Euro-transom w/2 walk-through gates & telescoping boarding ladder
 Fresh water washdown w/12-gallon tank
 Fuel/water separator
 Full instrumentation*
 Galley unit w/sink, pressure water, 12-volt refrigerator (& stove for cockpit use only)
 Gunwale rod storage
 High water bilge alarm
 Horn
 Insulated fish boxes in floor w/macerators (2)
 Isothalic gel coat
 LED courtesy lights (2)
 Large opening cabin hatch
 Limited Lifetime Hull Warranty
 Lockable cabin door
 Marine grade vinyl
 Navigation lights
 Opening port lights (2)
 Pull-up cleats (5)
 Raw water washdown
 Recessed trim tabs
 Removable cabin table
 Self-bailing cockpit
 Splashwell bulkhead fittings for hydraulic hoses
 SST cup holders (6)
 SST compression latches for lids
 SST hardware
 SST raised grab rail at bow
 SST rub rail
 SST rod holders (4)
 SST through-bolted rails
 SST through hulls
 Storage box under helm seat
 Tackle box (2 door w/lure bags)
 Tilt steering (hydraulic)
 Transom mount rod holders (4)
 Upgraded pedestal seats (2)
 Upgraded steering wheel w/turning knob

OPTIONAL FEATURES

Aft bench seat (removable) w/backrest
 Battery charger
 Bimini top
 Blue mood lights (4)
 Colored hull
 Cushioned foot mat at helm
 Digital gauges (twin)

Full canvas for bimini top
 Full canvas for hard top
 Garmin 441S depth/fishfinder/GPS/chart/temp
 Garmin 740S depth/fishfinder/GPS/chart/temp
 Jensen AM/FM & MP3 adaptor w/4 speakers
 Jensen stereo LCD remote at helm
 LED live well light
 Overboard waste discharge
 Power assist steering
 Trim tab indicator switch
 Ultima Hard Top
 Underwater LED lights (2)
 Windlass anchor system


**Full instrumentation: tachometer (2), speedometer, volt (2) & fuel*

****Bridge Clearance: based on factory installed hard top or T-top*

*****Ultima Hard Top: recessed spreader lights (2), molded-in electronics box, Jensen AM/FM/CD & MP3 adaptor w/4 speakers, LED lights - white (6) & red (2), rod holders (7), Climate Cool System (w/4 SST misters), illuminated switch panel*

Dry Weight is approximate & includes: boat plus factory options, two batteries, but NO motor(s), water, fuel or owner's gear

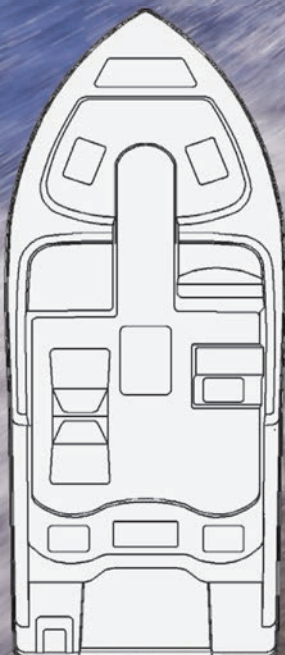
Maximum weight is approximate & includes: boat plus factory options, full fresh water, holding & fuel tanks, two batteries, but NO motor(s) or owner's gear



216 TRAVELER

SEAFOX

www.seafoxboats.com



216 TRAVELER SPECIFICATIONS

Centerline Length: 21' 3"/6.4 m
Beam: 8' 6"/2.5 m
Bridge Clearance: 5' 1"/1.5 m
Dry Weight: 2,600 lb/1,179 kg
Maximum Weight: 3,400 lb/1,542 kg
Deadrise: 19 degrees
Draft (hull): 14"/.35 m
Fuel Capacity: 60 gal/227 l
Persons Capacity: 8 people
Total Capacity: 2,000 lb/907 kg
Maximum Horsepower: 200 hp/149 kW
Standard Seating: Upgraded pedestal seat & lounge seat
Transom: 25"/.63 m

WHITE PEARL

SILVER SHARK

BLACK GOLD

BAHAMA BLUE

ATLANTIC BLUE

BLUE MARLIN

MINT GREEN

CAYMAN YELLOW

BUOY RED



STANDARD FEATURES

12-volt power point
 Aerated live well (19 gallons)
 Anchor locker
 Automatic bilge pumps (1100 GPH) (2)
 Back-to-back lounge seat on passenger side
 Battery switch
 Bow seating w/cushions & curved backrests
 Bow storage compartments
 Composite cored hull & deck
 Courtesy lights (2)
 Curved walk-through windshield
 Diamond-grip deck surface
 Euro-transom w/telescoping boarding ladder
 Floor storage for wakeboard
 Fuel/water separator
 Full instrumentation*
 Glovebox
 Horn
 In-dash compass
 Isothalic gel coat
 Jensen AM/FM & MP3 adaptor w/4 speakers
 Limited Lifetime Hull Warranty
 Marine grade vinyl
 Navigation lights
 Private head w/portable toilet & dome light
 Pull-up cleats (5)
 Raw water washdown
 Rear bench seat w/storage
 Recessed trim tabs
 Rod box on port side
 Self-bailing cockpit
 Splashwell bulkhead fittings for hydraulic hoses
 SST cup holders (6)
 SST grab handles
 SST hardware
 SST rub rail
 SST rod holders (8)
 SST through-bolted rails
 SST through hulls
 Tackle center w/3 trays & cutting board
 Tilt steering (hydraulic)
 Upgraded pedestal seat (helm)
 Upgraded steering wheel w/turning knob

*Full instrumentation: tachometer, speedometer, volt & fuel

Dry Weight is approximate & includes: boat plus factory options, two batteries, but NO motor(s), water, fuel or owner's gear

Maximum weight is approximate & includes: boat plus factory options, full fresh water, holding & fuel tanks, two batteries, but NO motor(s) or owner's gear



OPTIONAL FEATURES

Battery charger
 Bimini top
 Blue mood lights (4)
 Bow cover w/walk-through flap
 Bow filler cushion
 Colored hull
 Digital gauge (single)
 Fishing chair, base & pole
 Fresh water washdown w/12-gallon tank
 Full canvas for bimini top
 Garmin 300C depth/fishfinder/temp
 Garmin 441S depth/fishfinder/GPS/chart/temp
 Jensen stereo LCD remote at transom
 LED live well light
 Pull-up SST navigation bow light
 Ski tow bar
 Trim tab indicator switch
 Underwater LED lights (2)
 Upgraded pedestal seat (passenger)



236 TRAVELER

SEAFOX

www.seafoxboats.com



236 TRAVELER SPECIFICATIONS

Centerline Length: 23'7 m
Beam: 8' 6"/2.5 m
Bridge Clearance: 5' 1"/1.5 m
Dry Weight: 3,000 lb/1,360 kg
Maximum Weight: 3,700 lb/1,678 kg
Deadrise: 19 degrees
Draft (hull): 14"/.35 m
Fuel Capacity: 90 gal/340 l
Persons Capacity: 8 people
Total Capacity: 2,200 lb/997 kg
Maximum Horsepower: 250 hp/186 kW
Standard Seating: Upgraded pedestal seat & lounge seat
Transom: 25"/.63 m

WHITE PEARL

SILVER SHARK

BLACK GOLD

BAHAMA BLUE

ATLANTIC BLUE

BLUE MARLIN

MINT GREEN

CAYMAN YELLOW

BUOY RED



STANDARD FEATURES

12-volt power point
 Aerated live well (19 gallons)
 Anchor locker
 Automatic bilge pumps (1100 GPH) (2)
 Back-to-back lounge seat on passenger side
 Bait rigging station w/sink, cutting board & tackle center
 Battery switch
 Bow seating w/cushions & curved backrests
 Bow storage compartments
 Composite cored hull & deck
 Courtesy lights (2)
 Curved walk-through windshield
 Diamond-grip deck surface
 Euro-transom w/telescoping boarding ladder
 Floor storage for wakeboard
 Foot rest at helm w/glovebox
 Freshwater wash down w/12-gallon tank
 Fuel/water separator
 Full instrumentation*
 Helm access door w/5-gallon bucket
 Horn
 In-dash compass
 Isothalic gel coat
 Jensen AM/FM & MP3 adaptor w/4 speakers
 Limited Lifetime Hull Warranty
 Lockable rod storage in head compartment
 Marine grade vinyl
 Navigation lights
 Private head w/portable toilet & dome light
 Pull-up cleats (5)
 Raw water washdown
 Rear bench seat w/storage
 Recessed trim tabs
 Rod box on port side
 Rod storage in port console
 Self-bailing cockpit
 Splashwell bulkhead fittings for hydraulic hoses
 SST aft rod holders (8)
 SST cup holders (5)
 SST grab handles
 SST hardware
 SST rub rail
 SST through-bolted rails
 SST through hulls
 Tilt steering (hydraulic)
 Upgraded pedestal seat (helm)
 Upgraded steering wheel w/turning knob

LED live well light
 Pull-up SST navigation bow light
 Ski tow bar
 Tackle center w/3 trays
 Trim tab indicator switch
 Underwater LED lights (2)
 Upgraded pedestal seat (passenger)

**Full instrumentation: tachometer, speedometer, volt & fuel*



Dry weight is approximate & includes: boat plus factory options, two batteries, but NO motor(s), water, fuel or owner's gear

Maximum weight is approximate & includes: boat plus factory options, full fresh water, holding & fuel tanks, two batteries, but NO motor(s) or owner's gear



OPTIONAL FEATURES

Battery charger
 Bimini top
 Blue mood lights (4)
 Bow cover w/walk-through flap
 Bow filler cushion
 Colored hull
 Digital gauges
 Fishing chair, base & pole
 Full canvas for bimini top
 Garmin 300C depth/fishfinder/temp
 Garmin 441S depth/fishfinder/GPS/chart/temp
 Jensen stereo LCD remote at transom



SEVFOX

